

ADC PatchMate™ Digital Patch System



- Supports Speeds up to 10 Mbps
- Up to (8) status and alarm indicators per module
- Patches RS-232, RS-530 and V.35
- Transparent to all Data Path Signals
- Patching Mechanism has Gold-on-Gold wiping action
- Test Module has 10 LED Activity Indicators



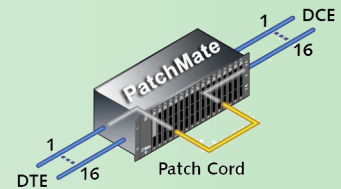
**See Page 2
for replacement model.**

Executive Overview

The ADC PatchMate is a Digital Patch System which supports speeds up to 10 Mbps with RS-232/V.24, RS-530/422 and V.35 interfaces. A single PatchMate chassis supports sixteen circuit modules, one test module and one optional module slot.

Each circuit module has the option of no LED's, (8) RS-232/V35 or (10) RS-530 front panel LED activity indicators. Gold-plated, self-wiping contacts ensure reliability. The optional Test, Interface and Breakout module are available with either a single or dual DB 25 monitor port for optional external equipment.

A dedicated V.35 PatchMate System is configured with type MRC/Winchester connectors.



Any to any circuit reconfiguration

Chassis: PMCH-1: PatchMate Powered Chassis, 18 Slot
PMCH-2: PatchMate Unpowered Chassis, 18 Slot

Patch Module: PMML-1 (R/R): RS232 F/F module with LEDs; DB-25 Connector
PMML-2 (P/R): RS232 M/F module with LEDs; DB-25 Connector
PMM-614001 (R/P): RS530 M/F module with LEDs; DB-25 Connector
PMM-616004 (P/R): RS530 F/M module with LEDs; DB-25 Connector
PMMLA-V35FF (R/R): V.35 F/F module with LEDs; MR34 Connector
PMMLA-V35 (R/P): V.35 F/M module with LEDs; MR34 Connector

Test Module: PIMMLA-2 (R): RS-232
PMM-636003: RS-530
PMM-636001: RS-530
PIMMLA-V35 (R/R) V.35

Power Supply: DMPS-5: 110 Vac
DMPS-5E: 220 Vac

Dimensions: Chassis: (H x W x D)
5.25 x 19 x 9 inches (13.3 x 48.26 x 22.9 cm)

Configured Systems:

RS-232:

PMSL-16 - Consists of (1) PMCH-1, (16) PMML-1 (R/R) - Requires Power Supply - Test Module not included
PMSL-16 - Consists of (1) PMCH-1, (16) PMML-2 (P/R) - Requires Power Supply - Test Module not included

RS-530/RS449:

PMS-614007 (R/P) - Consists of (1) PMCH-1, (16) PMM-614001—Requires Power Supply - Test Module not included
PMS-614001 (R/P) - Consists of (1) PMCH-1, (1) PMM-636003, (16) PMM-614001—Requires Power Supply

V.35:

PMSLA-16-V35FF (R/P) - Consists of (1) PMCH-1, (16) PMMLA-V35FF —Requires Power Supply - Test Module not included
PMSLA-16-V35 (R/R) - Consists of (1) PMCH-1, (1) PMMLA-V35 —Requires Power Supply - Test Module not included

Cables:


PMPC-3 - RS-232 Patch to Patch Cavity Cable - PVC Casing - Twisted Pair Conductors - 3 Feet
PMP-603007 - RS-530 Patch to Patch Cavity Cable - PVC Casing - Twisted Pair Conductors - 3 Feet
PMPC-BV-6 - V.35 Patch to Patch Cavity Cable - PVC Casing - Twisted Pair Conductors - 3 Feet



Mark II Dynapatch Digital Patch System



- Supports Speeds up to 10 Mbps
- Front Panel (LED) Activity Display for each Circuit
- V.24/V.35/X.21/RS-530/RS-574/G703/V.36 interface s
- Transparent to all Data Path Signals
- Bifurcated cobalt and gold plated patch contacts
- Monitor Module has 9 LED Activity Indicators
- No exposed contacts or latching mechanisms
- Fully modular
- Test and monitor access to circuits
- Dynapatch® lifetime guarantee



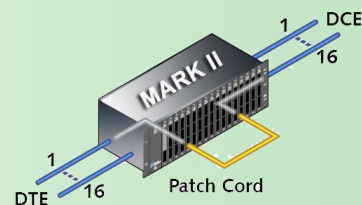
Executive Overview

The DynaPatch is a Digital Patch System which supports speeds up to 10 Mbps with RS-232/V.24, RS-530/422 and V.35 interfaces. A single DynaPatch chassis supports sixteen circuit modules, one Test Module and one Monitor Module.

The Economy Enhanced version of the DynaPatch has seven front panel indicators for RD, TD, CTS, CD, DTR, RTS and DSR. The Standard version includes LEDs on the Monitor Module only.

The Test Module includes two DB-25 ports for optional external equipment.

A dedicated V.35 DynaPatch System is configured with type MRC/Winchester connectors.



Any to any circuit reconfiguration

Chassis: PUL-20027L00002: Mark II Dynatech Standard
Rack Adapter chassis

Patch Module: PUL-20020L00006: RS-232/RS-530 Patch Module
PUL-20955L00004: V.35 Patch Module

Test Module: PUL-2014L000002 : RS-232
PUL-2003L000002: RS-530
PUL-GTCBL07758M : V.35

Monitor Module: PUL-2014L00002: RS-232
PUL-2014L00012: RS-530

Dimensions: Chassis: 19" W (48.26 cm) x 5" D (12.7 cm)
x 5.25" H (13.34 cm)

Configured Systems:

RS-232:

PUL-2093L030004- Consists of (1) PUL-20027L00002 Mark II Chassis, (16) PUL-20020L00006 RS-232 Patch Modules , (1) RS-232 PUL-2014L000002 Test Module and (1) RS-232 PUL-2014L00002 Monitor Module—Black

RS-530/RS449:

PUL-2093L030018- Consists of (1) PUL-20027L00002 Mark II Chassis, (16) PUL-20020L00006 RS-530 Patch Modules , (1) RS-530 PUL-2003L000002 Test Module and (1) RS-530 PUL-2014L00012 Monitor Module—Black

V.35:

PUL-2093L030022- Consists of (1) PUL-20027L00002 Mark II Chassis, (17) PUL-20955L00004 V.35 Patch Modules , (1) PUL-GTCBL07758M V.35 Test Module—Black

Cables:

- PUL-GTCBL04737M- Patch to Patch Cavity Cable— 1 Meter
- PUL-GTCBL06163M - V.24 Monitor Cord - 1 Meter
- PUL-GTCBL06647M - V.35 Monitor Cord - 1 Meter

